

# Shock from The Nightmare Before Christmas

Version 1.0 (11/17/2020)

Pattern by Amy Albin (strangequilting.blogspot.com)

This block should be a 12 inch block finished. There are ¼ inch seam allowances. There are a total of 12 colors. Details can be hand embroidered or drawn on with a permanent fabric marker. I also suggest couching some thick black yarn for her hair. There are several wedges that come together to create the block. Enjoy! For personal/non-commercial use only. If you have any questions or comments, please email me [oddetsy@gmail.com](mailto:oddetsy@gmail.com)

Construction is as follows:

## **HEAD:**

Make A+B+C+D+E+F = EYE. Set aside.

Make G++H+I = MOUTH.

Make J. Join to MOUTH.

Make K. Join to MOUTH.

Make L. Join to MOUTH.

Make M. Join to MOUTH.

Make N+O. Join to MOUTH.

Make (P+Q)+R. Join to MOUTH.

Join MOUTH + EYE = FACE. Set aside.

Make S+T = SIDE1

Make U. Join to SIDE1

Make V. Join to SIDE1.

Make W. Join to SIDE1.

Join FACE+SIDE1

Make (X+Y)+z. Join to FACE.

Make AA. Join to FACE = HEAD.

## **BOTTOM:**

Make AB+AC = LID.

Make AD. Join to LID.

Make AE. Join to LID.

Make AF+AG+AH+AI+AJ+AK = BOX.

Make AL. Join to BOX.

Make AM. Join to BOX.

Make AN. Join to BOX.

Make AO. Join to BOX.

Make AP. Join to BOX.

Make AQ+AR. Join to BOX.

Join LID+BOX = BOTTOM.

Join HEAD+BOTTOM.


Finish with embroidered or drawn details.



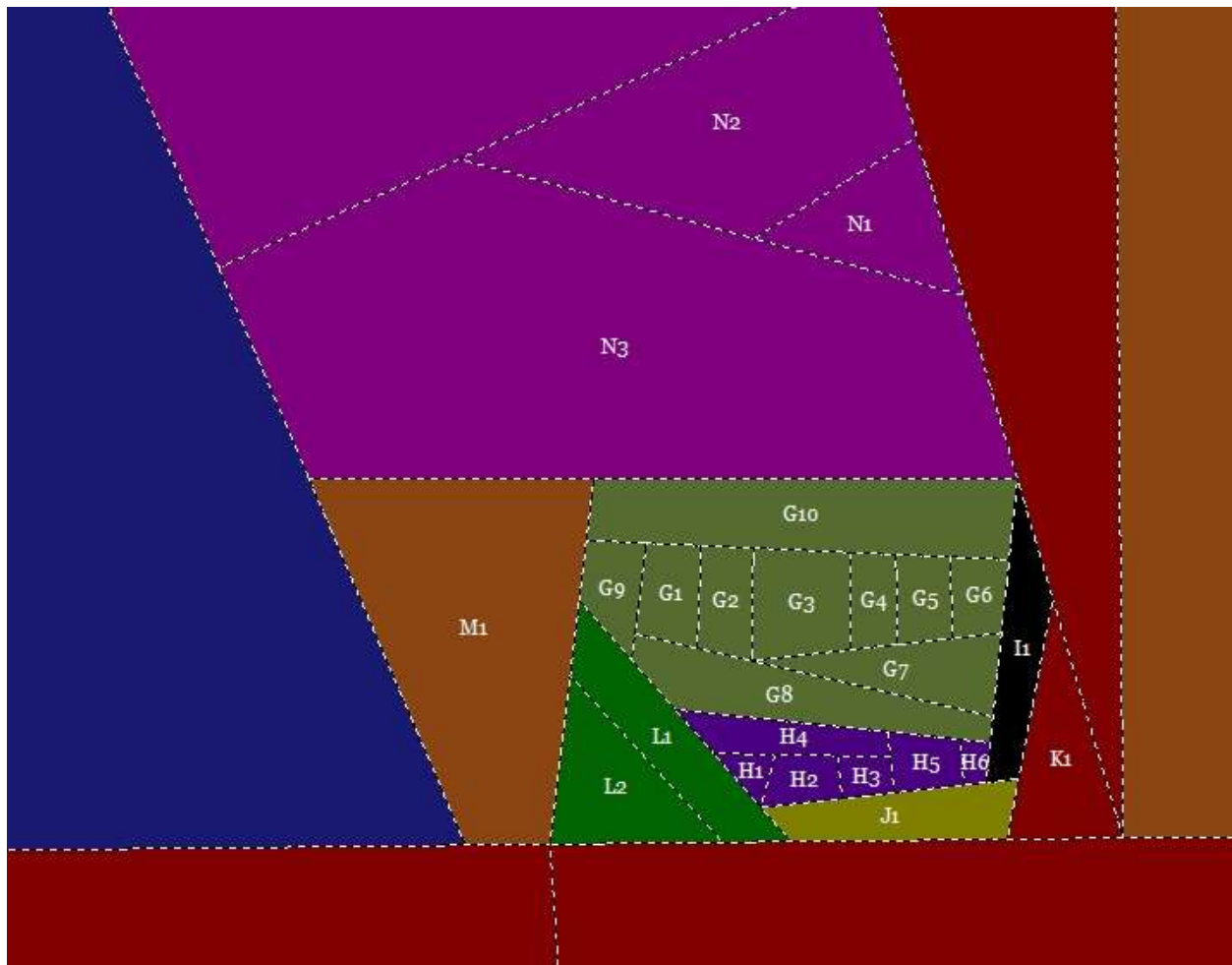
Details

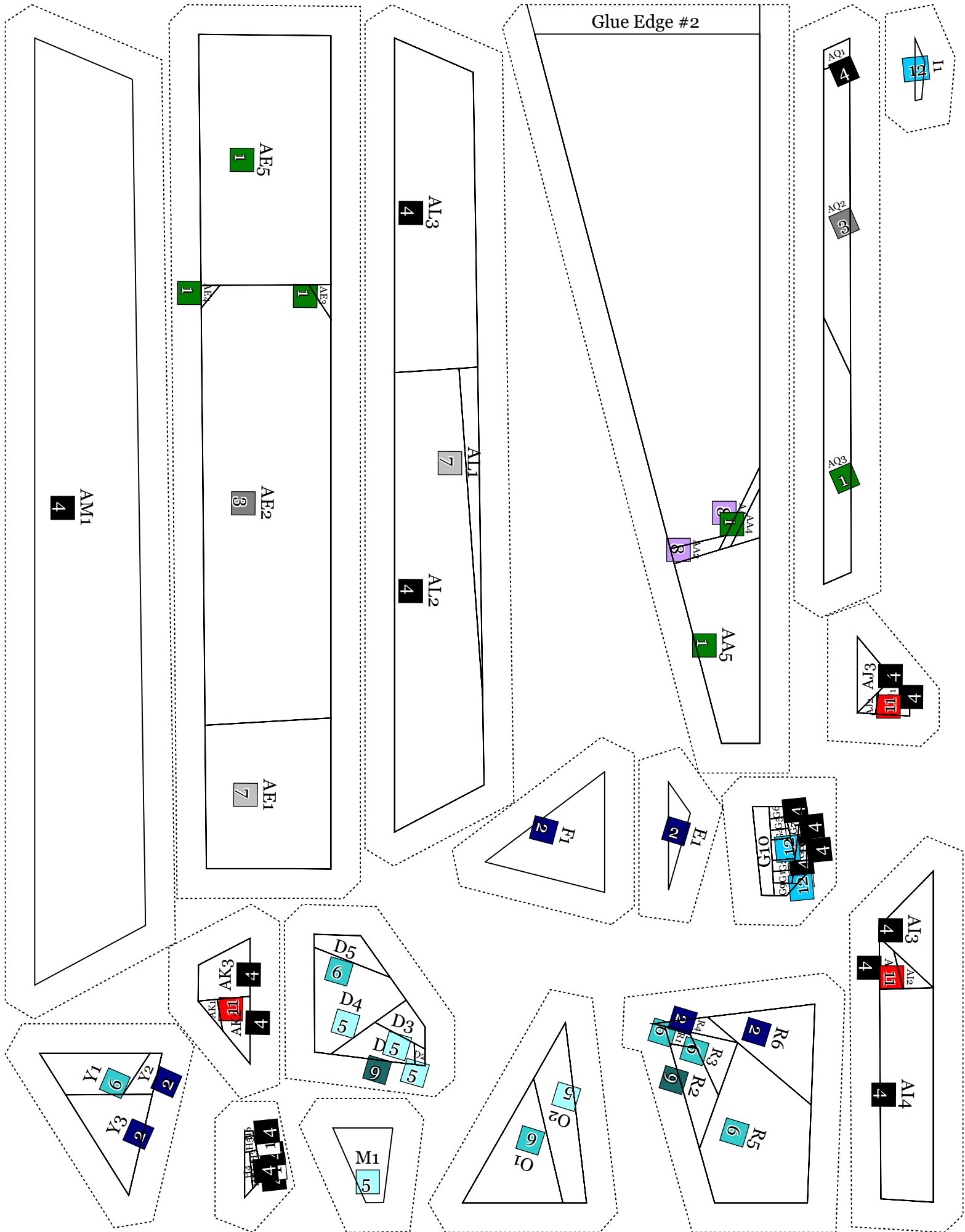


## Piecing details



Mouth Detail





Glue Edge #2

AA1 2

AA8

AA6 8

AA9 1

AA7 8

Z1 1

AD2 3

AD1 7

AF3 4

AF2 4

AF1 4

AG3 4

AG4 4

AG1 4

AG2 4

P1 9  
P2 9  
P3 9  
P4 9  
P5 9

A4 5

A3 5

A2 5

A1 5

T1 8  
T2 8

T3 8  
T4 8

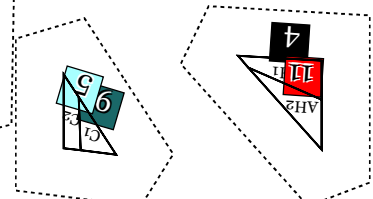
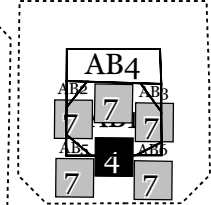
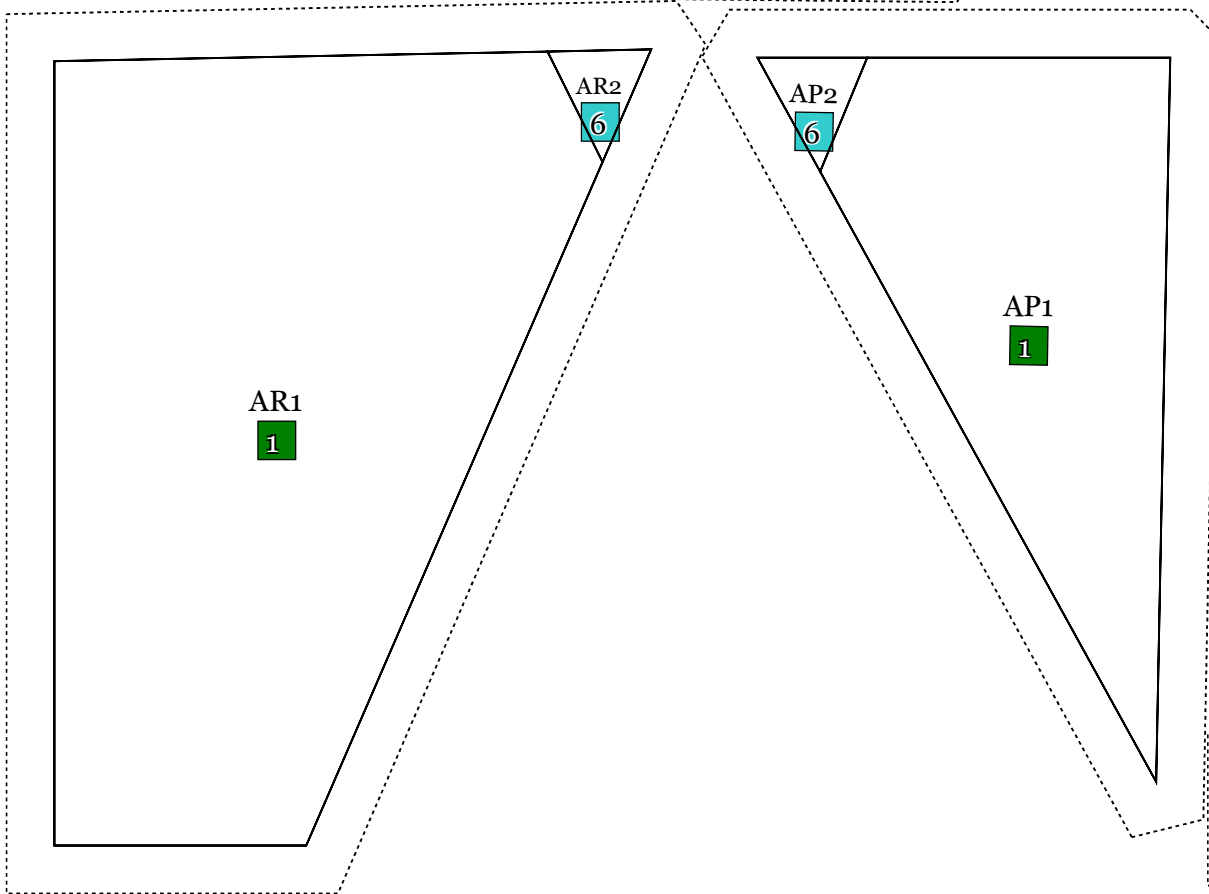
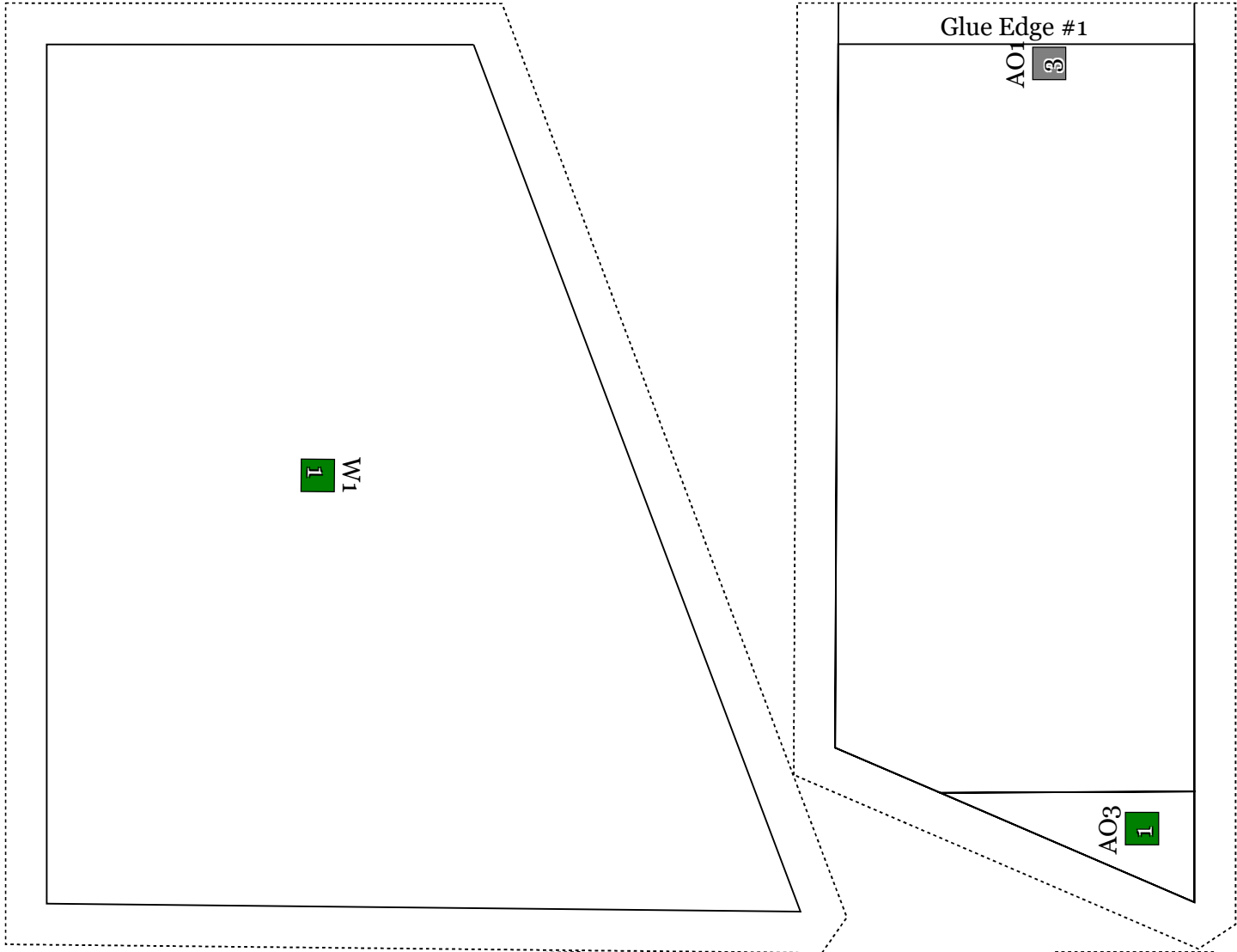
T5 8  
T6 8

T7 8  
T8 8

T9 8  
T10 8

T11 8  
T12 8





AO2  
1

X1  
2

X5  
1

X3  
8

X4  
1

V1  
1

K1  
4

